

# Product Description

## Novallure Lamps

Delivering incandescent-like sparkling light effects, Novallure LED candle and luster bulbs are ideal for general and decorative lighting in the hospitality industry, as well as in home environments. Mounted in full view in chandeliers, wall scones or modern luminaires, the clear or frosted glass bulbs fit all existing fixtures with an E14 socket. Drawing upon inputs from chandelier makers and designed to enhance the aesthetic appeal of the chandelier or luminaire, not only when lit but also when not, these lamps come in a classical slender shape with a unique, eye-catching lens design. They produce a beautiful sparkling warm light that delivers huge energy savings and minimises maintenance cost.

### Benefits

- Sparkling warm light
- 80% energy saving
- Classical slender shape and crystal-clear bulb, fitting all existing fixtures with E14 holders – enhances original design concept of chandelier

### Features

- Unique eye-catching lens design
- Inviting, sparkling light effect
- Lower maintenance cost due to 15 times longer lifetime
- Free of mercury and hazardous materials.
- available in clear and frosted

### Application

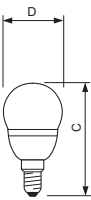
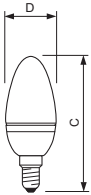
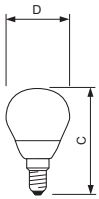
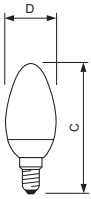
- Hospitality applications and in the home
- Chandelier, wall scone or modern luminaire

Specifications

- **Type** 2W E14 3000K 240V B35 CL  
2W E14 3000K 240V B35 FR  
2W E14 3000K 240V P45 CL  
2W E14 3000K 240V P45 FR
- **Light source** 1 LED (Acriche)
- **Wattage** 2W
- **Light colour** White (3000K)

- **Bulb Finish** Clear, Frosted
- **Colour rendering index** 80 Ra
- **Lumen output** 50 lm
- **Average lifetime** 15000 h
- **Dimmable** No

Dimensional drawing



Product	C (Norm)	D (Norm)
LED 2W E14 3000K 230-240V B35 Clear	99	35.1
LED 2W E14 3000K 230-240V B35 Frosted	99	35.1

Product	C (Norm)	D (Norm)
LED 2W E14 3000K 230-240V P45 Clear	77	45
LED 2W E14 3000K 230-240V P45 Frosted	77	45
LED 2W E14 WW 2700K 230V P45 Clear	76	45
LED 2W E14 WW 2700K 230V P45 Frosted	76	45

Product	C (Norm)	D (Norm)
LED 2W E14 WW 2700K 230V B35 CL	104	37
LED 2W E14 WW 2700K 230V B35 FR	104	37
LED 2W E14 WW 2700K 230V B35 Clear	98	35
LED 2W E14 WW 2700K 230V B35 Frosted	98	35
LED 3W E14 WW 2700K 230V B35 Clear Dimm	100	35
LED 3W E14 WW 2700K 230V B35 FR Dimm	100	35

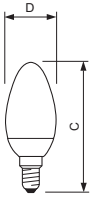
LED E14 P45

Product	C (Norm)	D (Norm)
LED 2W E14 WW 2700K 230V P45 CL	89	46
LED 2W E14 WW 2700K 230V P45 FR	89	46

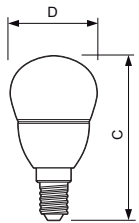
LED E27 P45

Product	C (Norm)	D (Norm)
LED 2W E27 WW 2700K 230V P45 CL	88.5	46
LED 2W E27 WW 2700K 230V P45 FR	88.5	46

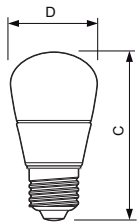
Dimensional drawing



Product	C (Norm)	D (Norm)
LED 3W E14 WW 2700K 230V B35 Clear Dimm	100	35
LED 3W E14 WW 2700K 230V B35 FR Dimm	100	35



Product	C (Norm)	D (Norm)
LED 3W E14 WW 2700K 230V P45 Clear Dimm	82	45
LED 3W E14 WW 2700K 230V P45 FR Dimm	82	45



Product	C (Norm)	D (Norm)
LED 3W E27 WW 2700K 230V P45 Clear Dimm	90	45
LED 3W E27 WW 2700K 230V P45 FR Dimm	90	45

Compare table

Order code	Full product name	Wattage	Colour Code	Cap-Base	Bulb	Bulb Finish	Voltage	Luminous Flux	Colour rendering index	Line Frequency	Colour Temperature
852912 00	Novallure 2W E14 3000K P45 CL 1CT	2	WH	SES	P45	Clear	230-240	50	80	50-60	3000
852936 00	Novallure 2W E14 3000K B35 FR 1CT	2	WH	SES	B35	Frosted	230-240	50	80	50-60	3000
852950 00	Novallure 2W E14 3000K P45 FR 1CT	2	WH	SES	P45	Frosted	230-240	50	80	50-60	3000
934601 00	Novallure 2W E14 2700K 230V P45 CL	2	WW	SES	P45	Clear	230	86	80	-	2700
934540 00	Novallure 2W E14 2700K 230V B35 FR	2	WW	SES	B35	Frosted	230	86	80	-	2700
934625 00	Novallure 2W E14 2700K 230V P45 FR	2	WW	SES	P45	Frosted	230	86	80	-	2700
852899 00	Novallure 2W E14 3000K B35 CL 1CT	2	WH	SES	B35	Clear	230-240	50	80	50-60	3000
898026 00	Novallure 2W E14 2700K 230V B35 CL	2	WW	SES	B35	Clear	230	40	60	50-60	2700
934526 00	Novallure 2W E14 2700K 230V B35 CL	2	WW	SES	B35	Clear	230	86	80	-	2700
898125 00	Novallure 2W E14 2700K 230V P45 CL	2	WW	SES	P45	Clear	230	37	60	50-60	2700
898149 00	Novallure 2W E14 2700K 230V B35 FR	2	WW	SES	B35	Frosted	230	40	60	50-60	2700
898163 00	Novallure 2W E14 2700K 230V P45 FR	2	WW	SES	P45	Frosted	230	37	60	50-60	2700
934700 00	Novallure D 3W E14 2700K 230V P45 FR	3	WW	SES	P45	Frosted	230	136	80	-	2700
898187 00	Novallure 2W E27 2700K 230V P45 CL	2	WW	ES	P45	Clear	230	40	60	50-60	2700

Order code	Full product name	Wattage	Colour Code	Cap-Base	Bulb	Bulb Finish	Voltage	Luminous Flux	Colour rendering index	Line Frequency	Colour Temperature
898200 00	Novallure 2W E27 2700K 230V P45 FR	2	WW	ES	P45	Frosted	230	37	60	50-60	2700
934724 00	Novallure D 3W E27 2700K 230V P45 CL	3	WW	ES	P45	Clear	230	136	80	-	2700
934748 00	Novallure D 3W E27 2700K 230V P45 FR	3	WW	ES	P45	Frosted	230	136	80	-	2700
934564 00	Novallure D 3W E14 2700K 230V B35 CL	3	WW	SES	B35	Clear	230	136	80	-	2700
934687 00	Novallure D 3W E14 2700K 230V P45 CL	3	WW	SES	P45	Clear	230	136	80	-	2700
934588 00	Novallure D 3W E14 2700K 230V B35 FR	3	WW	SES	B35	Frosted	230	136	80	-	2700

## Compare table

Order code	Full product name	Dimmable	Wattage Equivalent	Rated Wattage	Rated Luminous Flux	Rated Lifetime (hours)	LLMF - end nominal lifetime	Starting Time	Rated Lifetime (years)	Energy Efficiency Label (EEL)	Switching cycle
852912 00	Novallure 2W E14 3000K P45 CL 1CT	No	7	2.0	50	15000	70	0.5 (max)	10	Class A	20000x
852936 00	Novallure 2W E14 3000K B35 FR 1CT	No	7	2.0	50	15000	70	0.5 (max)	10	Class A	20000x
852950 00	Novallure 2W E14 3000K P45 FR 1CT	No	7	2.0	50	15000	70	0.5 (max)	10	Class A	20000x
934601 00	Novallure 2W E14 2700K 230V P45 CL	No	10	2.0	86	20000	70	0.5 (min)	20	Class A	15000x
934540 00	Novallure 2W E14 2700K 230V B35 FR	No	10	2.0	86	20000	70	0.5 (min)	20	Class A	15000x
934625 00	Novallure 2W E14 2700K 230V P45 FR	No	10	2.0	86	20000	70	0.5 (min)	20	Class A	15000x
852899 00	Novallure 2W E14 3000K B35 CL 1CT	No	7	2.0	50	15000	70	0.5 (max)	10	Class A	20000x
898026 00	Novallure 2W E14 2700K 230V B35 CL	No	6	2.0	40	15000	70	0.5 (max)	-	-	20000x
934526 00	Novallure 2W E14 2700K 230V B35 CL	No	10	2.0	86	20000	70	0.5 (min)	20	Class A	15000x
898125 00	Novallure 2W E14 2700K 230V P45 CL	No	6	2.0	37	15000	70	0.5 (max)	-	-	20000x
898149 00	Novallure 2W E14 2700K 230V B35 FR	No	6	2.0	40	15000	70	0.5 (max)	-	-	20000x
898163 00	Novallure 2W E14 2700K 230V P45 FR	No	6	2.0	37	15000	70	0.5 (max)	-	-	20000x
934700 00	Novallure D 3W E14 2700K 230V P45 FR	Yes	15	3.0	136	20000	70	0.5 (min)	20	Class A	15000x
898187 00	Novallure 2W E27 2700K 230V P45 CL	No	6	2.0	40	15000	70	0.5 (max)	-	-	20000x
898200 00	Novallure 2W E27 2700K 230V P45 FR	No	6	2.0	37	15000	70	0.5 (max)	-	-	20000x
934724 00	Novallure D 3W E27 2700K 230V P45 CL	Yes	15	3.0	136	20000	70	0.5 (min)	20	Class A	15000x
934748 00	Novallure D 3W E27 2700K 230V P45 FR	Yes	15	3.0	136	20000	70	0.5 (min)	20	Class A	15000x
934564 00	Novallure D 3W E14 2700K 230V B35 CL	Yes	15	3.0	136	20000	70	0.5 (min)	20	Class A	15000x

Order code	Full product name	Dimmable	Wattage Equivalent	Rated Wattage	Rated Luminous Flux	Rated Lifetime (hours)	LLMF - end nominal lifetime	Starting Time	Rated Life-time (years)	Energy Efficiency Label (EEL)	Switching cycle
934687 00	Novallure D 3W E14 2700K 230V P45 CL	Yes	15	3.0	136	20000	70	0.5 (min)	20	Class A	15000x
934588 00	Novallure D 3W E14 2700K 230V B35 FR	Yes	15	3.0	136	20000	70	0.5 (min)	20	Class A	15000x



© 2011 Koninklijke Philips Electronics N.V.  
All rights reserved.

Specifications are subject to change without notice. Trademarks are the property of Koninklijke Philips Electronics N.V. or their respective owners.

[www.philips.com/lighting](http://www.philips.com/lighting)

2011, February 24  
data subject to change