




ARCHITECTURAL DOWNLIGHTS SPECIFICATION SHEET



COLLINGWOOD
LIGHTING

01604 495 151
collingwoodlighting.com

-  @collingwoodLED
-  /collingwoodlighting
-  collingwoodled

BDL12F27MM

Sleek, low glare, baffled downlight

FEATURES

Wattage	9.6W
IP rating	IP44
Colour flexibility	Fixed colour
Tilttable	Fixed
Rotation angle	NR
UGR	0
Dimmable	Mains
Input	Mains AC
LED Lifetime	70,000h L70 B10
SDCM	3SDCM
Flicker Free	Yes
Emergency version available	Yes

INSTALLATION INFORMATION

Install Connector Type	Loop in, loop out
Insulation Coverable	No
Cut Out Size	68-86mm
Bathroom zone	1
Inrush Current	2.6A/0.3ms
Construction Material	Aluminium
Maximum ceiling thickness	40mm
Weight	260g
Maximum ambient temperature	40°C
SELV	Yes
Building regulations	Part P, L, C, E
Electric Class [1, 2, 3]	2

PHOTOMETRICS @ 25°C

Partcode	Finish	Feature I	Feature II	Colour	Beam angle	CRI	lm	lm/W	lx @ 1m
BDL12F27MM	Matt White RAL9003	Square	Black Baffle	2700K	24°	>90Ra	590	61	2866

WIRING INFORMATION

Cable Required for Connector	1193 x twin & earth (6242Y 3x1.5mm ²) or 3-core cable (R02V 3x1.5mm ²)
Type of Wiring Required	Parallel

ACCESSORIES

LEDEP08	3hr non-maintained emergency pack (plug & play)	Sold Separately
BDLFH1	Fire hood	Sold Separately

GUARANTEE / WARRANTY

7 year extended warranty

FEATURES & BENEFITS

Black baffle & CRI 90+ for a low glare and high-quality appearance, showing colours and textures in their best light.

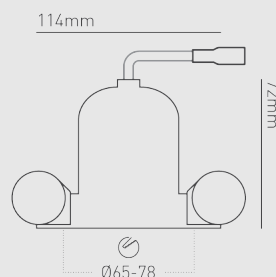
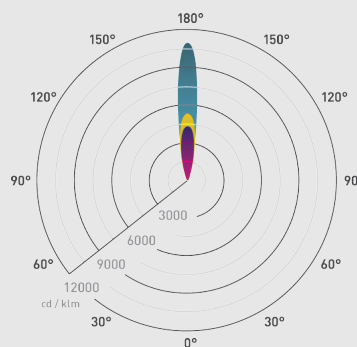
Choice of fixed or adjustable function, allows you to direct light exactly where it is required.


Mains, 1-10V or DALI dimming options for flexibility and integration with control systems.

Comes with rolled spring clips and plug & play connectors to support ease of installation.

7 year warranty: Collingwood's signature quality you can trust.

Beam angle: 24°



 This luminaire contains built-in LED lamps.

The lamps cannot be changed in the luminaire.

A+

A

A

C

D

E

LED

COLLINGWOOD 874/2012