

Ground lights specification sheet



01604 495 151
collingwoodlighting.com

- collingwoodled
- /collingwoodlighting
- collingwoodlighting

GL200

5.7W, 40lm, domed ground light

Features

IK rating	IK10
IP rating	IP65
CSP Switchable	Fixed colour
Walk Over / Drive Over	Walk over
LED Lifetime	70,000h L70
CRI	80 Ra
SDCM	3 SDCM

Installation information

Cut Out Size	Ø 70mm
UK Bathroom Zone	2
Inrush Current	31A 0.12ms
Construction Material	Stainless steel (316)
Weight	960g
Maximum Ambient Temperature	35°C
SELV	Yes
Electric Class (1, 2, 3)	1

Wiring information

Cable / Flying Lead	3m H05RN-F rubberised cable (outside diameter: 7mm)
Type of Wiring Required	Parallel

LED driver

N/A (integrated SELV driver)	220-240V	Yes	No	2	-	-
------------------------------	----------	-----	----	---	---	---

Accessories

TUBE/68	Installation tube	Sold Separately
JB5	Gel filled waterproof connector	Sold Separately
WC 5-9	Quick waterproof connector	Sold Separately

Guarantee

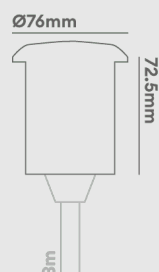
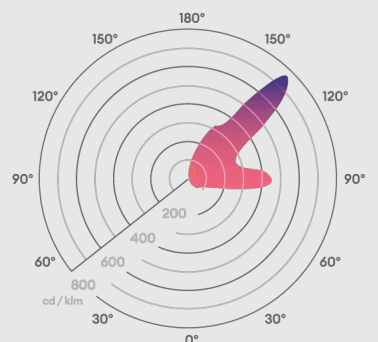
7 year extended warranty

Features & benefits

- 5.7W
- Coastal protected
- Straight to mains groundlight
- Marine grade stainless steel 316
- Long lifetime of 70,000hrs
- 7 year warranty



Beam angle: 90°






Photometrics @ 25°C

Product code	Feature l	W	Colour	Beam	lm	lm/W
GL200DX1X27	1 window	5.7W	2700K	90°	10	2
GL200DX1X30	1 window	5.7W	3000K	90°	10	2
GL200DX1X40	1 window	5.7W	4000K	90°	10	2
GL200DX2I27	2 windows, 1 direction	5.7W	2700K	90°	20	4
GL200DX2I30	2 windows, 1 direction	5.7W	3000K	90°	20	4
GL200DX2I40	2 windows, 1 direction	5.7W	4000K	90°	20	4
GL200DX2227	2 windows, 2 directions	5.7W	2700K	90°	20	4
GL200DX2230	2 windows, 2 directions	5.7W	3000K	90°	20	4
GL200DX2240	2 windows, 2 directions	5.7W	4000K	90°	20	4
GL200DX3X27	3 windows	5.7W	2700K	90°	30	5
GL200DX3X30	3 windows	5.7W	3000K	90°	30	5
GL200DX3X40	3 windows	5.7W	4000K	90°	30	5
GL200DX4X27	4 windows	5.7W	2700K	90°	40	7
GL200DX4X30	4 windows	5.7W	3000K	90°	40	7
GL200DX4X40	4 windows	5.7W	4000K	90°	40	7
GL200AX1X27	1 window	5.7W	2700K	90°	10	2
GL200AX1X30	1 window	5.7W	3000K	90°	10	2
GL200AX2I27	2 windows, 1 direction	5.7W	2700K	90°	20	4
GL200AX2I30	2 windows, 1 direction	5.7W	3000K	90°	20	4
GL200AX2227	2 windows, 2 directions	5.7W	2700K	90°	20	4
GL200AX2230	2 windows, 2 directions	5.7W	3000K	90°	20	4
GL200AX3X27	3 windows	5.7W	2700K	90°	30	5
GL200AX3X30	3 windows	5.7W	3000K	90°	30	5
GL200AX4X27	4 windows	5.7W	2700K	90°	40	7
GL200AX4X30	4 windows	5.7W	3000K	90°	40	7



collingwood

01604 495 151
collingwoodlighting.com

-  collingwoodled
-  /collingwoodlighting
-  collingwoodlighting

GL200

The GL200 creates a grazing light effect from a domed, marine-grade stainless steel 316 housing. This product is available in five different window styles and three colour temperatures to suit a wide range of applications. This is ideal for providing low-glare illumination for decorative effect and safe navigation of driveways and car parks.