



PSMD35039

350mA Driver

FEATURES

IP rating	IP20
-----------	------

INSTALLATION INFORMATION

Double Insulation	Yes
Bathroom zone	1
Inrush Current	33A 0.15ms
Construction Material	Plastic
Weight	83g
SELV	Yes
Electric Class (1, 2, 3)	2

ACCESSORIES

No accessories required

PRODUCT CODES

Product code	Short Description
PSMD35039	350mA Driver


ELECTRICAL CHARACTERISTICS


Wattage	Input (mA)	Input (V)	Drive Current (mA)	Output (V)	Power factor
10W	0.06A	220-240V AC	350mA	8-28V	>0.9




COLLINGWOOD
LIGHTING

01604 495 151
collingwoodlighting.com

 /collingwoodlighting

 /collingwoodlighting

 collingwoodled

GUARANTEE / WARRANTY

FEATURES & BENEFITS

123mm



44.6mm